

Import LC Drawing Update User Guide  
**Oracle Banking Trade Finance Process Management**  
Release 14.3.0.0.0

**Part No. F18790-01**

May 2019

Oracle Banking Trade Finance Process Management  
Oracle Financial Services Software Limited

Oracle Park  
Off Western Express Highway  
Goregaon (East)  
Mumbai, Maharashtra 400 063  
India  
Worldwide Inquiries:  
Phone: +91 22 6718 3000  
Fax: +91 22 6718 3001  
[www.oracle.com/financialservices/](http://www.oracle.com/financialservices/)

Copyright © 2018-2019, Oracle and/or its affiliates. All rights reserved.

Oracle and Java are registered trademarks of Oracle and/or its affiliates. Other names may be trademarks of their respective owners.

U.S. GOVERNMENT END USERS: Oracle programs, including any operating system, integrated software, any programs installed on the hardware, and/or documentation, delivered to U.S. Government end users are "commercial computer software" pursuant to the applicable Federal Acquisition Regulation and agency-specific supplemental regulations. As such, use, duplication, disclosure, modification, and adaptation of the programs, including any operating system, integrated software, any programs installed on the hardware, and/or documentation, shall be subject to license terms and license restrictions applicable to the programs. No other rights are granted to the U.S. Government.

This software or hardware is developed for general use in a variety of information management applications. It is not developed or intended for use in any inherently dangerous applications, including applications that may create a risk of personal injury. If you use this software or hardware in dangerous applications, then you shall be responsible to take all appropriate failsafe, backup, redundancy, and other measures to ensure its safe use. Oracle Corporation and its affiliates disclaim any liability for any damages caused by use of this software or hardware in dangerous applications.

This software and related documentation are provided under a license agreement containing restrictions on use and disclosure and are protected by intellectual property laws. Except as expressly permitted in your license agreement or allowed by law, you may not use, copy, reproduce, translate, broadcast, modify, license, transmit, distribute, exhibit, perform, publish or display any part, in any form, or by any means. Reverse engineering, disassembly, or decompilation of this software, unless required by law for interoperability, is prohibited.

The information contained herein is subject to change without notice and is not warranted to be error-free. If you find any errors, please report them to us in writing.

This software or hardware and documentation may provide access to or information on content, products and services from third parties. Oracle Corporation and its affiliates are not responsible for and expressly disclaim all warranties of any kind with respect to third-party content, products, and services. Oracle Corporation and its affiliates will not be responsible for any loss, costs, or damages incurred due to your access to or use of third-party content, products, or services.

---

# Contents

|                                                              |           |
|--------------------------------------------------------------|-----------|
| <b>Oracle Banking Trade Finance Process Management</b> ..... | <b>4</b>  |
| Benefits.....                                                | 4         |
| Key Features .....                                           | 4         |
| <b>Import LC Update Drawing</b> .....                        | <b>5</b>  |
| Registration .....                                           | 5         |
| Application Details .....                                    | 7         |
| Drawing Details .....                                        | 9         |
| Miscellaneous.....                                           | 11        |
| Data Enrichment .....                                        | 12        |
| Main Details.....                                            | 14        |
| Drawing Summary .....                                        | 18        |
| Additional Details.....                                      | 33        |
| Summary .....                                                | 42        |
| Exceptions.....                                              | 43        |
| Exception - Amount Block .....                               | 44        |
| Exception - Know Your Customer (KYC).....                    | 45        |
| Multi Level Approval.....                                    | 47        |
| Authorization Re-Key (Non-Online Channel).....               | 47        |
| Reject Approval.....                                         | 49        |
| Application Details .....                                    | 50        |
| Summary .....                                                | 50        |
| Action Buttons .....                                         | 50        |
| <b>Reference and Feedback</b> .....                          | <b>52</b> |
| References.....                                              | 52        |
| Documentation Accessibility .....                            | 52        |
| Feedback and Support.....                                    | 52        |

---

# Oracle Banking Trade Finance Process Management

Welcome to the Oracle Banking Trade Finance Process Management (OBTFPM) User Guide. This guide provides an overview on the OBTFPM application and takes you through the various steps involved in creating and processing trade finance transactions.

This document will take you through following activities in OBTFPM:

- To create and handle trade finance transaction.
- Help users to conveniently create and process trade finance transaction

## Overview

OBTFPM is a trade finance middle office platform, which enables bank to streamline the trade finance operations. OBTFPM enables the customers to send request for new trade finance transaction either by visiting the branch (offline channels) or through SWIFT/Trade Portal/other external systems (online channels).

## Benefits

OBTFPM helps banks to manage trade finance operations across the globe in different currencies. OBTFPM allows you to:

- Handle all trade finance transactions in a single platform.
- Provides support for limit verification and limit earmarking.
- Provide amount block support for customer account.
- Provides acknowledgement to customers.
- Enables the user to upload related documents during transaction.
- Enables to Integrate with back end applications for tracking limits, creating limit earmarks, amount blocks, checking KYC, AML and Sanction checks status.
- Create, track and close exceptions for the above checks.
- Enables to use customer specific templates for fast and easy processing of trade transactions that reoccur periodically.

## Key Features

- Stand-alone system that can be paired with any back end application.
- Minimum changes required to integrate with bank's existing core systems.
- Faster time to market.
- Capable to interface with corporate ERP and SWIFT to Corporate.
- Highly configurable based on bank specific needs.
- Flexibility in modifying processes.

---

## Import LC Update Drawing

This process involves update of an existing drawing under Import LC.

For Drawings under Import LC, initiated on account of MT 750, update of drawing under Import LC is initiated to process the documents received from the presenting bank under the LC.

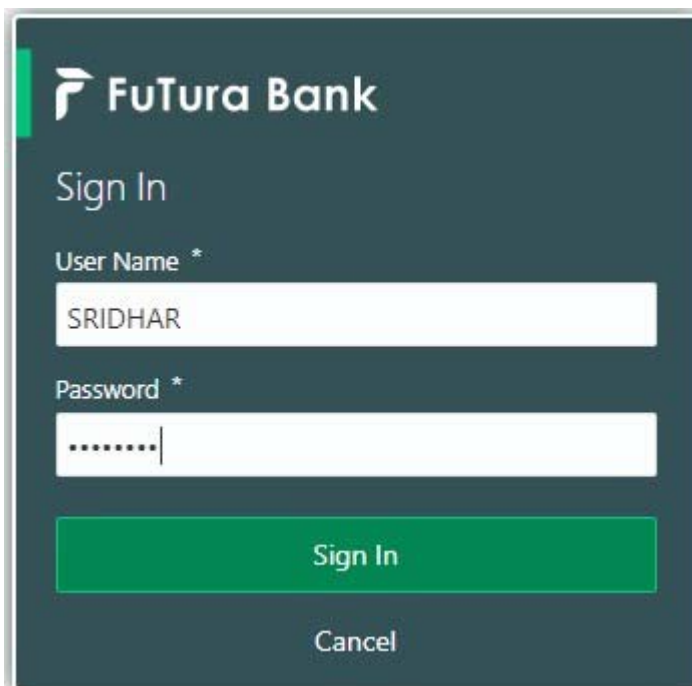
This section contains the following topics:

|                                 |                                      |
|---------------------------------|--------------------------------------|
| <a href="#">Registration</a>    | <a href="#">Data Enrichment</a>      |
| <a href="#">Exceptions</a>      | <a href="#">Multi Level Approval</a> |
| <a href="#">Reject Approval</a> |                                      |

### Registration

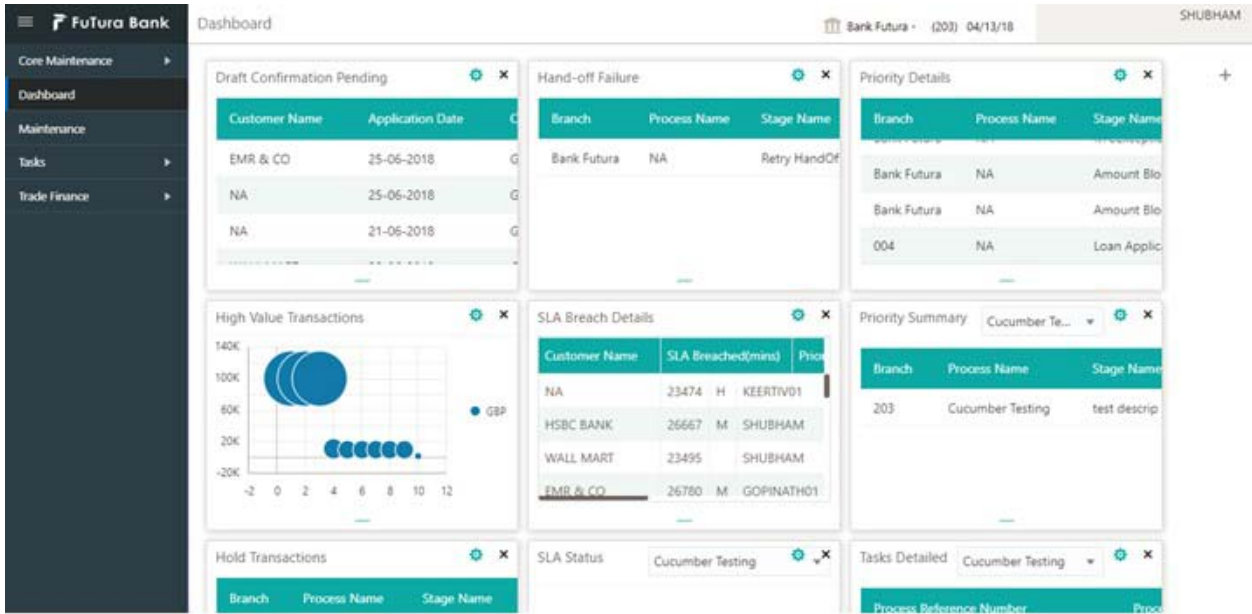
During registration stage, user can capture the basic details and upload the documents received from presenting bank. System also enables the user to capture some additional product related details as an option. On submit of the request the request will be available for an LC expert to handle the request in the next stage.

1. Using the entitled login credentials for registration stage, login to the OBTFPM application.

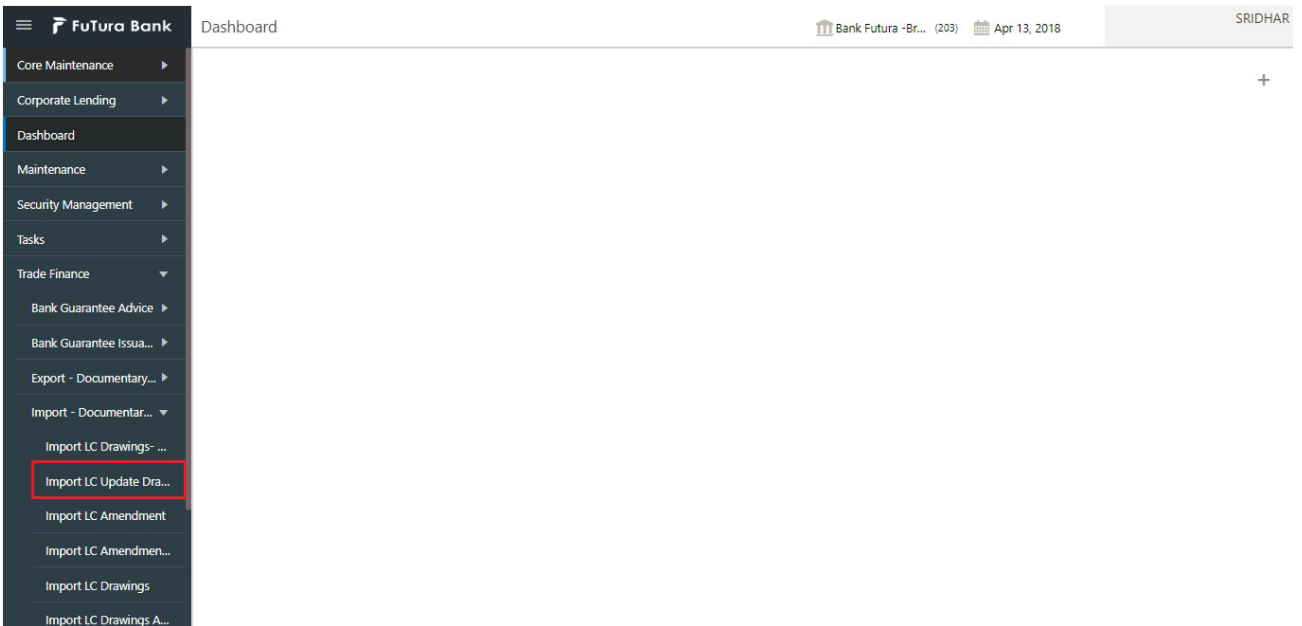


The screenshot displays the login interface for FuTura Bank. At the top left is the FuTura Bank logo. Below it, the text 'Sign In' is centered. There are two input fields: 'User Name \*' containing 'SRIDHAR' and 'Password \*' containing masked characters '.....'. Below the password field is a prominent green 'Sign In' button. At the bottom center, there is a 'Cancel' button.

2. On login, user must be able to view the dashboard screen with widgets as mapped to the user.



3. Click Trade Finance> Import - Documentary Credit> Import LC Drawing Update.



The registration stage has two sections Basic Details and Drawing Details. Let's look at the details of registration screens below:

# Application Details

Free Tasks

FBN UK (GS1) Feb 1, 2019
SRIDHAR01  
subham@gmail.com

Documents
Remarks

### Application Details

|                                  |                        |                                |                             |
|----------------------------------|------------------------|--------------------------------|-----------------------------|
| Drawing Reference Number *       | Version No             | 20 - Documentary Credit Number | Received From - Customer ID |
| GS1IULC190323501                 | 1                      | GS1IULN190324501               | 000343                      |
| Received From - Customer Name    | Branch                 | Process Reference Number       | Priority                    |
| NESTLE                           | GS1-FBN UK             | GS1ILCUD0024074                | Medium                      |
| Submission Mode                  | Drawing Date *         | Drawing Update Date *          | Presenting Bank             |
| Desk                             | Feb 1, 2019            | Feb 1, 2019                    | 000342 CITIBANK NY          |
| Presenting Bank Reference Number | Document Received Date |                                |                             |
| PREST00002                       | Feb 1, 2019            |                                |                             |

View LC
LC Events


### Drawing LC Details

|                               |                    |                          |                      |
|-------------------------------|--------------------|--------------------------|----------------------|
| Tenor Type                    | Documents Received | Duplicate                | Product Code         |
| Usance                        | Yes                | <input type="checkbox"/> | IULC                 |
| Product Description           | Operation          | Stage                    | Outstanding LC Value |
| INCOMING DOCUMENTARY USANCE B | ACCEPTANCE         | Final                    | GBP £110,000.00      |
| 31D - Date Of Expiry          | LC Drawing Amount  | Additional Amount        | Discount Amount      |
| Mar 3, 2019                   | GBP £110,000.00    | GBP £0.00                | GBP                  |
| Unlinked FX Rate              |                    |                          |                      |

Hold
Cancel
Save & Close
Submit

Provide the Basic Details based on the description in the following table:

| Field                       | Description                                                                                                                | Sample Values               |
|-----------------------------|----------------------------------------------------------------------------------------------------------------------------|-----------------------------|
| Drawing Reference Number    | Provide the drawing number. Alternatively user can search the drawing number using LOV.                                    |                             |
| Version Number              | Read only field.<br>Version number is the versions of the drawing update.                                                  |                             |
| Documentary Credit Number   | Read only field.<br>Documentary credit number will be auto-populated based on selected LC from the LOV.                    |                             |
| Received From - Customer ID | Read only field.<br>Customer ID will be auto-populated based on the selected LC from the LOV.                              | 001344                      |
| Customer Name               | Read only field.<br>Customer Name will be auto-populated based on the selected LC from the LOV.                            | EMR & CO                    |
| Branch                      | Read only field.<br>Branch details will be auto-populated based on the selected LC from the LOV.                           | 203-Bank Futura -Branch FZ1 |
| Process Reference Number    | Unique sequence number for the transaction.<br>This is auto generated by the system based on process name and branch code. |                             |

| Field                            | Description                                                                                                                                                                                                                                                                 | Sample Values |
|----------------------------------|-----------------------------------------------------------------------------------------------------------------------------------------------------------------------------------------------------------------------------------------------------------------------------|---------------|
| Priority                         | System will populate the priority of the customer based on priority maintenance. If priority is not maintained for the customer, system will populate 'Medium' as the default priority. User can change the priority populated any time before submit.                      | High          |
| Submission Mode                  | Select the submission mode of Import LC Drawing request. By default the submission mode will have the value as 'Desk'.<br><br><b>Desk-</b> Request received through Desk<br><b>Courier-</b> Request received through Courier                                                | Desk          |
| Drawing Date                     | Read only field.<br>Drawing date will be auto-populated based on the selected drawing.                                                                                                                                                                                      | 04/13/2018    |
| Drawing Update Date              | By default, the application will display branch's current date and does not enables the user to change the date to any back date.                                                                                                                                           |               |
| Presenting Bank                  | Read only field.<br>Presenting bank details will be auto-populated based on the selected LC from the LOV.                                                                                                                                                                   |               |
| Presenting Bank Reference Number | Read only field.<br>Presenting bank reference number will be auto-populated based on the selected LC from the LOV.                                                                                                                                                          |               |
| Document Received Date           | By default, the application will display branch's current date and enables the user to change the date to any back date.<br><br><br><b>Note</b><br>Future date selection is not allowed. |               |



## Drawing Details

Drawing Details will be populated from the drawings. Registration user can update the fields if required.

**Application Details**

Drawing Reference Number \*  
GS1IULC190323501

Version No  
1

20 - Documentary Credit Number  
GS1ILUN190324501

Received From - Customer ID  
000343

Received From - Customer Name  
NESTLE

Branch  
GS1-FBN UK

Process Reference Number  
GS1ILCUD0024074

Priority  
Medium

Submission Mode  
Desk

Drawing Date \*  
Feb 1, 2019

Drawing Update Date \*  
Feb 1, 2019

Presenting Bank  
000342 CITIBANK NY

Presenting Bank Reference Number  
PREST00002

Document Received Date  
Feb 1, 2019

**Drawing LC Details**

Tenor Type  
Usance

Documents Received  
Yes

Duplicate

Product Code  
IULC

Product Description  
INCOMING DOCUMENTARY USANCE B

Operation  
ACCEPTANCE

Stage  
Final

Outstanding LC Value  
GBP £110,000.00

31D - Date Of Expiry  
Mar 3, 2019

LC Drawing Amount  
GBP £110,000.00

Additional Amount  
GBP £0.00

Discount Amount  
GBP

Unlinked FX Rate

Hold Cancel Save & Close Submit

Provide the drawing Details based on the description in the following table:

| Field               | Description                                                                                                                | Sample Values |
|---------------------|----------------------------------------------------------------------------------------------------------------------------|---------------|
| Tenor Type          | Select the Tenor Type from the LOV: <ul style="list-style-type: none"> <li>Sight</li> <li>Usance</li> <li>Mixed</li> </ul> |               |
| Documents Received  | Set the document received status as 'Yes' or 'No' from the LOV.                                                            |               |
| Duplicate           | If documents received are duplicate and if the drawing is already completed, user can mark this as duplicate and submit.   |               |
| Product Code        | Read only field.<br>Product code will be auto-populated based on the selected drawing.                                     |               |
| Product Description | Read only field.<br>This field displays the description of the product as per the product code.                            |               |

| Field                | Description                                                                                                                                                                        | Sample Values |
|----------------------|------------------------------------------------------------------------------------------------------------------------------------------------------------------------------------|---------------|
| Operation            | Select the operation type from the LOV: <ul style="list-style-type: none"> <li>• Payment</li> <li>• Collection</li> <li>• Acceptance</li> <li>• Discount</li> <li>• NEG</li> </ul> |               |
| Stage                | Select the stage from the LOV: <ul style="list-style-type: none"> <li>• Initial</li> <li>• Final</li> </ul>                                                                        |               |
| Outstanding LC Value | Read only field.<br>Outstanding LC value will be auto-populated.<br>This field displays the value as per the latest LC.                                                            |               |
| Date of Expiry       | This field displays the expiry date of the LC.                                                                                                                                     |               |
| LC Drawing Amount    | Read only field.<br>This field displays the drawing amount from the drawing.                                                                                                       |               |
| Additional Amount    | This field enables user to provide any additional amount to be processed under the LC drawing.                                                                                     |               |
| Discount Amount      | This field enables user to provide the discount amount to be processed under the LC drawing.                                                                                       |               |
| Unlinked FX Rate     | Provide the unlinked FX rate.                                                                                                                                                      |               |

# Miscellaneous

Futura Bank Dashboard
Bank Futura - Br... (203) Apr 13, 2018
SRIDHAR

Documents
Remarks

**Application Details**

|                             |                                |                                  |                               |
|-----------------------------|--------------------------------|----------------------------------|-------------------------------|
| Drawing Reference Number *  | 20 - Documentary Credit Number | Received From - Customer ID      | Received From - Customer Name |
| 203BDEF181036002            | 203ILSN18103BPR2               | 001345                           | NESTLE                        |
| Branch                      | Process Reference Number       | Priority                         | Submission Mode               |
| 203-Bank Futura -Branch FZ1 | 203ILCUD0018409                | Low                              | Desk                          |
| Drawing Date *              | Presenting Bank                | Presenting Bank Reference Number | Document Received Date        |
| Apr 13, 2018                | 001343 XXX                     |                                  | Apr 13, 2018                  |

View LC
LC Events

**Drawing LC Details**

|                      |                    |                               |                          |
|----------------------|--------------------|-------------------------------|--------------------------|
| Tenor Type           | Documents Received | Document Set                  | Duplicate                |
| Sight                | Yes                | First                         | <input type="checkbox"/> |
| Outstanding LC Value | Product Code       | Product Description           | LC Drawing Amount        |
| GBP £10,000.00       | BDEF               | Import LC Sight Non Revolving | GBP £11,000.00           |
| Additional Amount    |                    |                               |                          |

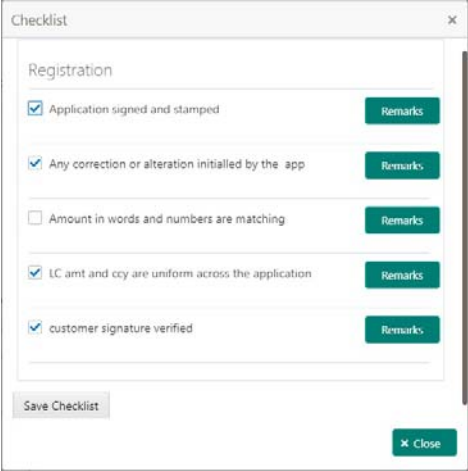
Hold
Cancel
Save & Close
Submit

Provide the Miscellaneous Details based on the description in the following table:

| Field     | Description                                                                                                                                                                    | Sample Values |
|-----------|--------------------------------------------------------------------------------------------------------------------------------------------------------------------------------|---------------|
| Documents | Upload the documents received under the LC.                                                                                                                                    |               |
| Remarks   | Provide any additional information regarding the drawing. This information can be viewed by other users processing the request.                                                |               |
| View LC   | Enables the user to view the latest LC values displayed in the respective fields. All fields displayed in LC details section are read only fields.                             |               |
| LC Events | On click, system will display the details of LC issuance, amendments (if any), drawings (if any) and liquidations if any under the LC in chronological sequence from Issuance. |               |

### Action Buttons

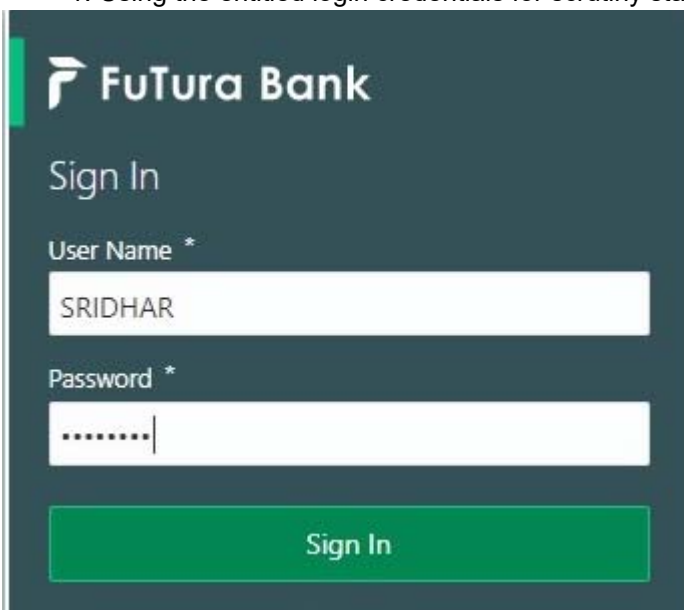
|              |                                                                                                                                                                                                                     |  |
|--------------|---------------------------------------------------------------------------------------------------------------------------------------------------------------------------------------------------------------------|--|
| Submit       | On submit, task will get moved to next logical stage of Import LC Update Drawing.<br>If mandatory fields have not been captured, system will display an error message until the mandatory fields data are provided. |  |
| Save & Close | Save the information provided and holds the task in you queue for working later.<br>This option will not submit the request.                                                                                        |  |
| Cancel       | Cancels the Import LC Update Drawing Registration stage inputs.                                                                                                                                                     |  |

| Field     | Description                                                                                                                                                                                                                                                | Sample Values |
|-----------|------------------------------------------------------------------------------------------------------------------------------------------------------------------------------------------------------------------------------------------------------------|---------------|
| Hold      | <p>The details provided will be registered and status will be on hold.</p> <p>This option is used, if there are any pending information yet to be received from applicant.</p>                                                                             |               |
| Checklist | <p>Make sure that the details in the checklist are completed and acknowledge. If mandatory checklist items are not marked, system will display an error on submit.</p>  |               |

## Data Enrichment

Do the following steps to acquire a task at Data enrichment stage:

1. Using the entitled login credentials for scrutiny stage, login to the OBTFPM application.



2. On login, user must be able to view the dashboard screen with widgets as mapped to the user.

The dashboard displays several widgets for user SHUBHAM at Bank Futura on 04/13/18. The widgets include:

- Draft Confirmation Pending:** Table with columns Customer Name, Application Date, and Status. Data rows include EMR & CO (25-06-2018), NA (25-06-2018), and NA (21-06-2018).
- Hand-off Failure:** Table with columns Branch, Process Name, and Stage Name. Data row: Bank Futura, NA, Retry HandOf.
- Priority Details:** Table with columns Branch, Process Name, and Stage Name. Data rows include Bank Futura, NA, Amount Blo; Bank Futura, NA, Amount Blo; and 004, NA, Loan Applic.
- High Value Transactions:** A bubble chart showing transaction values for GBP. The x-axis ranges from -2 to 12, and the y-axis from -20K to 140K.
- SLA Breach Details:** Table with columns Customer Name, SLA Breached(mins), and Priority. Data rows include NA (23474 H KEERTIV01), HSBC BANK (26667 M SHUBHAM), WALL MART (23495 SHUBHAM), and EMR & CO (26780 M GOPINATH01).
- Priority Summary:** Table with columns Branch, Process Name, and Stage Name. Data row: 203, Cucumber Testing, test descrip.
- Hold Transactions:** Table with columns Branch, Process Name, and Stage Name.
- SLA Status:** Cucumber Testing.
- Tasks Detailed:** Cucumber Testing.

3. Click Trade Finance> Tasks> Free Tasks.

The Free Tasks page shows a list of tasks for user SRIDHAR01 at FBN UK (GS1) on Feb 1, 2019. The tasks are:

| Action         | Priority | Application Number | Branch | Customer Number | Amount      | Process Name               | Stage                        |
|----------------|----------|--------------------|--------|-----------------|-------------|----------------------------|------------------------------|
| Acquire & Edit | M        | 203ILCIS0024060    | 203    | 000344          | £4,500.00   | Import LC Issuance         | Retry HandOff                |
| Acquire & Edit | M        | GS1ILCUD0024074    | GS1    | 000343          | £110,000.00 | Import LC Update Drawings  | Data Enrichment              |
| Acquire & Edit | M        | GS1ELCAM0024025    | GS1    | 000262          | £1,000.00   | Export LC Amendment        | Approval1                    |
| Acquire & Edit | M        | GS1ILCDR0024085    | GS1    | 000262          | £11,000.00  | Import LC Drawing          | Registration                 |
| Acquire & Edit | M        | GS1ILCDR0023982    | GS1    | 000262          | £100.00     | Import LC Drawing          | Approval1                    |
| Acquire & Edit | M        | 203ILCAB0024071    | 203    | 000262          | \$10,000.00 | Import LC Amendment-Ben... | Beneficiary Response Capture |

Page 1 of 1 (1-10 of 10 items) | Previous 1 - 10 of 3231 records Next

4. Select the appropriate task and click **Acquire & Edit** to edit the task or click **Acquire** to edit the task from **My Tasks** tab.

| Action                    | Priority | Application Number | Branch | Customer Number | Amount      | Process Name               | Stage                        |
|---------------------------|----------|--------------------|--------|-----------------|-------------|----------------------------|------------------------------|
| Acquire & Edit            |          | 2031LCS0024060     | 203    | 000344          | £4,500.00   | Import LC Issuance         | Retry HandOff                |
| <b>Acquire &amp; Edit</b> | M        | GS1ILCUD0024074    | GS1    | 000343          | £110,000.00 | Import LC Update Drawings  | Data Enrichment              |
| Acquire & Edit            | M        | GS1ELCAM0024025    | GS1    | 000262          | £1,000.00   | Export LC Amendment        | Approval1                    |
| Acquire & Edit            |          | GS1ILCDR0024085    | GS1    | 000262          | £11,000.00  | Import LC Drawing          | Registration                 |
| Acquire & Edit            | M        | GS1ILCDR0023982    | GS1    | 000262          | £100.00     | Import LC Drawing          | Approval1                    |
| Acquire & Edit            | M        | 2031LCAB0024071    | 203    | 000262          | \$10,000.00 | Import LC Amendment-Ben... | Beneficiary Response Capture |

5. The acquired task will be available in **My Tasks** tab. Click **Edit** to provide input for data enrichment stage.

| Action      | Priority | Application Number | Branch | Customer Number | Amount      | Process Name              | Stage           |
|-------------|----------|--------------------|--------|-----------------|-------------|---------------------------|-----------------|
| <b>Edit</b> | M        | GS1ILCUD0024074    | GS1    | 000343          | £110,000.00 | Import LC Update Drawings | Data Enrichment |
| Edit        |          | GS1ILCDR0024000    | GS1    | 000262          | £11,000.00  | Import LC Drawing         | Registration    |

The Data Enrichment stage has five sections as follows:

- Main Details
- Drawing Summary
- Additional Details
- Summary

Let's look at the details for Data Enrichment stage. User must be able to enter/update the following fields. Some of the fields that are already having value from Scrutiny/Online channels may not be editable.

## Main Details

Main details section has two sub section as follows:

- Application
- Basic Details
- Drawing Details

## Application

This section provides a quick snapshot of details of LC. This Application section will be available in all the sections of Scrutiny stage and the fields will be read only. This section is collapsible.

The screenshot shows the 'Application' section of the FuTura Bank interface. The 'Main Details' section is highlighted with a red box and contains the following fields:

- Application :- 203ILCUD0018414
- Priority: Low
- Branch: 203 - Bank Futura
- Applicant: [Empty]
- Beneficiary: [Empty]
- Amount: £10,000.00
- Issue Date: Apr 13, 2018
- Expiry Date: Jul 19, 2018
- Advising/Issuing Bank: [Empty]

The 'Application Details' section below contains:

- Drawing Reference Number: 203BDEF181036002
- 20 - Documentary Credit Number: 203ILSN18103BPR2
- Received From - Customer ID: 001345
- Received From - Customer Name: NESTLE
- Branch: 203-Bank Futura -Branch FZ1
- Process Reference Number: 203ILCUD0018414
- Priority: Low
- Submission Mode: Desk
- Drawing Date: Apr 13, 2018
- Presenting Bank: 001343 XXX
- Presenting Bank Reference Number: [Empty]
- Document Received Date: Apr 13, 2018

## Application Details

All fields displayed under Basic details section, would be read only except for the **Priority**. Refer to [Application Details](#) for more information of the fields.

The screenshot shows the 'Application Details' section of the FuTura Bank interface. The 'Application Details' section is highlighted with a red box and contains the following fields:

- Drawing Reference Number: 203BDEF181036002
- 20 - Documentary Credit Number: 203ILSN18103BPR2
- Received From - Customer ID: 001345
- Received From - Customer Name: NESTLE
- Branch: 203-Bank Futura -Branch FZ1
- Process Reference Number: 203ILCUD0018414
- Priority: Low
- Submission Mode: Desk
- Drawing Date: Apr 13, 2018
- Presenting Bank: 001343 XXX
- Presenting Bank Reference Number: [Empty]
- Document Received Date: Apr 13, 2018

The 'Drawing LC Details' section below contains:

- Tenor Type: Sight
- Documents Received: Yes
- Document Set: First
- Duplicate: [Toggle]
- Outstanding LC Value: [Empty]
- Product Code: [Empty]
- Product Description: [Empty]
- LC Drawing Amount: [Empty]

Following field can be amended based on the description provided in the following table:

| Field    | Description                                                              | Sample Values |
|----------|--------------------------------------------------------------------------|---------------|
| Priority | User can change the priority defaulted' Values are High, Medium and Low. | High          |

## Drawing Details

The fields listed under this section are same as the fields listed under the [Drawing Details](#) section in [Registration](#). Refer to [Drawing Details](#) for more information of the fields. During registration, if user has not captured input, then user can capture the details in this section.

Following fields can be amended based on the description in the following table:

| Field              | Description                                                                                                                                                                        | Sample Values |
|--------------------|------------------------------------------------------------------------------------------------------------------------------------------------------------------------------------|---------------|
|                    | •                                                                                                                                                                                  |               |
| Documents Received | Set the document received status as 'Yes' or 'No' from the drop down.                                                                                                              |               |
| Duplicate          | If documents received are duplicate and if the drawing is already completed, user can mark this as duplicate and submit.                                                           |               |
| Operation          | Select the operation type from the LOV: <ul style="list-style-type: none"> <li>• Payment</li> <li>• Collection</li> <li>• Acceptance</li> <li>• Discount</li> <li>• NEG</li> </ul> |               |
| Stage              | Select the stage from the LOV: <ul style="list-style-type: none"> <li>• Initial</li> <li>• Final</li> </ul>                                                                        |               |
| Date of Expiry     | This field displays the expiry date of the LC.                                                                                                                                     |               |
| Discount Amount    | This field enables user to provide the discount amount to be processed under the LC drawing.                                                                                       |               |
| Unlinked FX Rate   | Provide the unlinked FX rate.                                                                                                                                                      |               |



## Action Buttons

Use action buttons based on the description in the following table:

| Field        | Description                                                                                                                                                                                                                                                                                                                                                                                                                                                                         | Sample Values |
|--------------|-------------------------------------------------------------------------------------------------------------------------------------------------------------------------------------------------------------------------------------------------------------------------------------------------------------------------------------------------------------------------------------------------------------------------------------------------------------------------------------|---------------|
| Submit       | <p>Task will get moved to next logical stage of Import LC Update Drawing.</p> <p>If mandatory fields have not been captured, system will display an error message until the mandatory fields data are provided. In case of duplicate documents' system will terminate the process after handing off the details to back office.</p>                                                                                                                                                 |               |
| Save & Close | <p>Save the information provided and holds the task in you queue for working later.</p> <p>This option will not submit the request.</p>                                                                                                                                                                                                                                                                                                                                             |               |
| Cancel       | <p>Cancel the Scrutiny stage inputs.</p>                                                                                                                                                                                                                                                                                                                                                                                                                                            |               |
| Hold         | <p>The details provided will be on hold.</p> <p>This option is used, if there are any pending information yet to be received from applicant.</p>                                                                                                                                                                                                                                                                                                                                    |               |
| Reject       | <p>On click of Reject, user must select a Reject Reason from a list displayed by the system.</p> <p>Reject Codes:</p> <ul style="list-style-type: none"> <li>● R1- Documents missing</li> <li>● R2- Signature Missing</li> <li>● R3- Input Error</li> <li>● R4- Insufficient Balance/Limits</li> <li>● R5 - Others.</li> </ul> <p>Select a Reject code and give a Reject Description.</p> <p>This reject reason will be available in the remarks window throughout the process.</p> |               |
| Next         | <p>Click Next to move to next logical step in Scrutiny stage.</p>                                                                                                                                                                                                                                                                                                                                                                                                                   |               |

## Drawing Summary

User can review and edit the summary of drawing.

## Document Details

User can compare the document received with the required documents and identify the discrepancies, if any. Provide the information based on the description in the following table:

| Field                     | Description                                                              | Sample Values |
|---------------------------|--------------------------------------------------------------------------|---------------|
| Document Code             | Document code is auto-populated from the latest LC.                      |               |
| Document Reference Number | Enables user to provide the reference number available in the documents. |               |
| Copy                      | Number of duplicate copies of documents as required in LC.               |               |
| Original                  | Number of documents in original as required in LC.                       |               |
| Description               | Description of the document required as per LC.                          |               |

| Field                   | Description                                                                                                                                                                                                                                                                            | Sample Values |
|-------------------------|----------------------------------------------------------------------------------------------------------------------------------------------------------------------------------------------------------------------------------------------------------------------------------------|---------------|
| Received Copy           | Provide the number of duplicate copies of documents received.                                                                                                                                                                                                                          |               |
| Received Original       | Provide the number of originals of documents received.                                                                                                                                                                                                                                 |               |
| Received Description    | Provide the description of the documents received from presenting bank.                                                                                                                                                                                                                |               |
| Discrepant              | System marks the discrepant toggle as 'Yes' if there is difference between number of documents required and number of documents received. It also enables the user to make the changes, if any discrepancy identified in the document.                                                 |               |
| Discrepancy Code        | Select the discrepancy code based on the discrepancy identified.                                                                                                                                                                                                                       |               |
| Discrepancy Description | Description will be displayed based on the discrepancy code.                                                                                                                                                                                                                           |               |
| Resolved Under MT750    | If the discrepancy has already been highlighted in the MT750 and the customer has 'Accepted/ Waived' the discrepancy then the user must set the value as 'Yes' in the toggle. The discrepancies which are resolved under MT750 will not be available in the Discrepancy summary field. |               |

# Shipment Details

User must check whether the received documents of goods and shipment matches the requirement in LC.

My Tasks

Bank Futura - Br... (203)
Apr 13, 2018
SRIDHAR

Import LC Drawing - Scrutiny

Documents
Remarks
View LC

- Main Details
- Beneficiary Details
- Document Details
- Shipment Details**
- Additional Conditions
- Discrepancy Details
- Additional Details
- Summary

### Shipment Details

▶ Application :- 203ILCDR0018145

#### Goods Details

| Goods Code | As Per LC                                                       | As Per Documents    | Discrepant               | Discrepant Code | Discrepant Description |
|------------|-----------------------------------------------------------------|---------------------|--------------------------|-----------------|------------------------|
| COTTON     | Import of POLO T-Shirts as per purchase order dated 1stAug 2018 | Import of POLO T-SI | <input type="checkbox"/> |                 |                        |

#### Shipment Details

Date of Shipment

Date of Presentation

| Details                    | As Per LC    | As Per Documents | Discrepant                          | Discrepant Code | Discrepant Description |
|----------------------------|--------------|------------------|-------------------------------------|-----------------|------------------------|
| Partial Shipment           | NOT ALLOWED  | CONDITIONAL      | <input checked="" type="checkbox"/> | F01             | DESC                   |
| Trans Shipment             | NOT ALLOWED  | NOT ALLOWED      | <input type="checkbox"/>            |                 |                        |
| Place Of Taking Charge     |              |                  | <input type="checkbox"/>            |                 |                        |
| Port Of Loading            | NEWYORK      | NEWYORK          | <input type="checkbox"/>            |                 |                        |
| Port Of Discharge          | LONDON       | LONDON           | <input type="checkbox"/>            |                 |                        |
| Place Of Final Destination |              |                  | <input type="checkbox"/>            |                 |                        |
| Latest Date Of Shipment    | Oct 10, 2018 | Oct 18, 2018     | <input checked="" type="checkbox"/> | F04             | DESC                   |
| Shipment Period            |              |                  | <input type="checkbox"/>            |                 |                        |
| Period Of Presentation     |              |                  | <input type="checkbox"/>            |                 |                        |

Reject
Hold
Cancel
Save & Close
Back
Next

## Goods Details

FuTura Bank My Tasks Bank Futura - Br... (203) Apr 13, 2018 SRIDHAI

Import LC Drawing - Scrutiny Documents Remarks View LC Screen (4 / 8)

Main Details   
 Beneficiary Details   
 Document Details   
**Shipment Details**   
 Additional Conditions   
 Discrepancy Details   
 Additional Details   
 Summary

Shipment Details   
 Application :- 2031LCDR0018145

**Goods Details**

| Goods Code | As Per LC                                                       | As Per Documents    | Discrepant               | Discrepant Code | Discrepant Description |
|------------|-----------------------------------------------------------------|---------------------|--------------------------|-----------------|------------------------|
| COTTON     | Import of POLO T-Shirts as per purchase order dated 1stAug 2018 | Import of POLO T-SI | <input type="checkbox"/> |                 |                        |

**Shipment Details**

Date of Shipment    
 Date of Presentation

| Details                    | As Per LC    | As Per Documents | Discrepant                          | Discrepant Code | Discrepant Description |
|----------------------------|--------------|------------------|-------------------------------------|-----------------|------------------------|
| Partial Shipment           | NOT ALLOWED  | CONDITIONAL      | <input checked="" type="checkbox"/> | F01             | DESC                   |
| Trans Shipment             | NOT ALLOWED  | NOT ALLOWED      | <input type="checkbox"/>            |                 |                        |
| Place Of Taking Charge     |              |                  | <input type="checkbox"/>            |                 |                        |
| Port Of Loading            | NEWYORK      | NEWYORK          | <input type="checkbox"/>            |                 |                        |
| Port Of Discharge          | LONDON       | LONDON           | <input type="checkbox"/>            |                 |                        |
| Place Of Final Destination |              |                  | <input type="checkbox"/>            |                 |                        |
| Latest Date Of Shipment    | Oct 10, 2018 | Oct 18, 2018     | <input checked="" type="checkbox"/> | F04             | DESC                   |
| Shipment Period            |              |                  | <input type="checkbox"/>            |                 |                        |
| Period Of Presentation     |              |                  | <input type="checkbox"/>            |                 |                        |

Reject Hold Cancel Save & Close Back Next

Provide the Goods Details based on the description in the following table:

| Field                   | Description                                                                                                          | Sample Values |
|-------------------------|----------------------------------------------------------------------------------------------------------------------|---------------|
| Goods Code              | This field displays goods code as per latest LC.                                                                     |               |
| As per LC               | This field displays description of the goods as per the latest LC.                                                   |               |
| As per Documents        | Provide the description of the goods as per the documents.                                                           |               |
| Discrepant              | User shall mark the discrepant toggle as 'Yes' if there is difference between LC requirement and documents received. |               |
| Discrepancy Code        | Select the discrepancy code based on the discrepancy identified.                                                     |               |
| Discrepancy Description | Description will be displayed based on the discrepancy code.                                                         |               |

| Field                | Description                                                                                                                                                                                                                                                                            | Sample Values |
|----------------------|----------------------------------------------------------------------------------------------------------------------------------------------------------------------------------------------------------------------------------------------------------------------------------------|---------------|
| Resolved Under MT750 | If the discrepancy has already been highlighted in the MT750 and the customer has 'Accepted/ Waived' the discrepancy then the user must set the value as 'Yes' in the toggle. The discrepancies which are resolved under MT750 will not be available in the Discrepancy summary field. |               |

## Shipment Details

**Shipment Details**

Application :- 203ILCDR0018145

**Goods Details**

| Goods Code | As Per LC                                                       | As Per Documents    | Discrepant               | Discrepant Code | Discrepant Description |
|------------|-----------------------------------------------------------------|---------------------|--------------------------|-----------------|------------------------|
| COTTON     | Import of POLO T-Shirts as per purchase order dated 1stAug 2018 | Import of POLO T-SI | <input type="checkbox"/> |                 |                        |

**Shipment Details**

Date of Shipment:  Date of Presentation:

| Details                    | As Per LC    | As Per Documents | Discrepant                          | Discrepant Code | Discrepant Description |
|----------------------------|--------------|------------------|-------------------------------------|-----------------|------------------------|
| Partial Shipment           | NOT ALLOWED  | CONDITIONAL      | <input checked="" type="checkbox"/> | F01             | DESC                   |
| Trans Shipment             | NOT ALLOWED  | NOT ALLOWED      | <input type="checkbox"/>            |                 |                        |
| Place Of Taking Charge     |              |                  | <input type="checkbox"/>            |                 |                        |
| Port Of Loading            | NEWYORK      | NEWYORK          | <input type="checkbox"/>            |                 |                        |
| Port Of Discharge          | LONDON       | LONDON           | <input type="checkbox"/>            |                 |                        |
| Place Of Final Destination |              |                  | <input type="checkbox"/>            |                 |                        |
| Latest Date Of Shipment    | Oct 10, 2018 | Oct 18, 2018     | <input checked="" type="checkbox"/> | F04             | DESC                   |
| Shipment Period            |              |                  | <input type="checkbox"/>            |                 |                        |
| Period Of Presentation     |              |                  | <input type="checkbox"/>            |                 |                        |

Buttons: Reject, Hold, Cancel, Save & Close, Back, Next

Provide the Shipment Details based on the description in the following table:

| Field                | Description                                                                                                                                                                   | Sample Values |
|----------------------|-------------------------------------------------------------------------------------------------------------------------------------------------------------------------------|---------------|
| Date of Shipment     | Provide the date of shipment as per the documents received.<br>This field is mapped against the Latest Date of Shipment in LC to check for discrepancy.                       |               |
| Date of Presentation | Read only field.<br>Auto-populated based on the system date. If Place of expiry is Issuing bank, This field is mapped against the Expiry Date in LC to check for discrepancy. |               |

| Field                   | Description                                                                                                                                                                                                                                                                                          | Sample Values |
|-------------------------|------------------------------------------------------------------------------------------------------------------------------------------------------------------------------------------------------------------------------------------------------------------------------------------------------|---------------|
| Details                 | Details represent the fields in latest LC.                                                                                                                                                                                                                                                           |               |
| As per LC               | This field displays description of the fields as per the latest LC.                                                                                                                                                                                                                                  |               |
| As Per Document         | Provide the description of the field as per document.                                                                                                                                                                                                                                                |               |
| Discrepant              | User shall mark the discrepant toggle as 'Yes' if there is difference between LC requirement and documents received.                                                                                                                                                                                 |               |
| Discrepancy Code        | Select the discrepancy code based on the discrepancy identified.                                                                                                                                                                                                                                     |               |
| Discrepancy Description | Description will be displayed based on the discrepancy code.                                                                                                                                                                                                                                         |               |
| Resolved Under MT750    | <p>If the discrepancy has already been highlighted in the MT750 and the customer has 'Accepted/ Waived' the discrepancy then the user must set the value as 'Yes' in the toggle.</p> <p>The discrepancies which are resolved under MT750 will not be available in the Discrepancy summary field.</p> |               |

### Additional Conditions

Enables the user to check the whether the documents received comply with the additional conditions mentioned in LC.

## Additional Conditions

Bank Futura - Br... (203) Apr 13, 2018 SRIDHAR

My Tasks

Import LC Update Drawing - Scrutiny

Documents Remarks

Screen ( 4 / 8)

Application :- 203ILCUD0018414

Additional Conditions

| FFT Code      | FFT Description | Discrepant                          | Discrepant Code | Discrepant Description | Resolved Under MT750                |
|---------------|-----------------|-------------------------------------|-----------------|------------------------|-------------------------------------|
| LCADV         |                 | <input type="checkbox"/>            |                 |                        | <input type="checkbox"/>            |
| SNDRRRCVRINF2 |                 | <input checked="" type="checkbox"/> | F04             | DESC                   | <input type="checkbox"/>            |
| ADDCONDISS    |                 | <input checked="" type="checkbox"/> | F04             | DESC                   | <input checked="" type="checkbox"/> |
| 718CHARGES    |                 | <input checked="" type="checkbox"/> | F01             | DESC                   | <input type="checkbox"/>            |

Reject Hold Cancel Save & Close Back Next

This section displays the list of additional conditions as per LC. Provide the Additional Conditions details as per the description in the following table:

| Field                   | Description                                                                                                                                                                                                                                                                                   | Sample Values |
|-------------------------|-----------------------------------------------------------------------------------------------------------------------------------------------------------------------------------------------------------------------------------------------------------------------------------------------|---------------|
| FFT Code                | This field displays the FFT code as per the latest LC.                                                                                                                                                                                                                                        |               |
| FFT Description         | This field displays the description of the FFT code as per the latest LC.                                                                                                                                                                                                                     |               |
| Discrepant              | User shall mark the discrepant toggle as 'Yes' if there is difference between LC requirement and documents received.                                                                                                                                                                          |               |
| Discrepancy Code        | Select the discrepancy code based on the discrepancy identified.                                                                                                                                                                                                                              |               |
| Discrepancy Description | Description will be displayed based on the discrepancy code.                                                                                                                                                                                                                                  |               |
| Resolved Under MT750    | If the discrepancy has already been highlighted in the MT750 and the customer has 'Accepted/ Waived' the discrepancy then the user must set the value as 'Yes' in the toggle.<br><br>The discrepancies which are resolved under MT750 will not be available in the Discrepancy summary field. |               |



## Action Buttons

Use action buttons based on the description in the following table:

| Field        | Description                                                                                                                                                                                                                                                                                                                                                                                                                                                                   | Sample Values |
|--------------|-------------------------------------------------------------------------------------------------------------------------------------------------------------------------------------------------------------------------------------------------------------------------------------------------------------------------------------------------------------------------------------------------------------------------------------------------------------------------------|---------------|
| Submit       | <p>On successful submission, task moves to next logical stage of Import LC Drawing.</p> <p>If mandatory fields have not been captured, system will display an error message until the mandatory fields data are provided.</p>                                                                                                                                                                                                                                                 |               |
| Save & Close | <p>Save the information provided and holds the task in you queue for working later.</p> <p>This option will not submit the request.</p>                                                                                                                                                                                                                                                                                                                                       |               |
| Cancel       | <p>Cancel the Import LC Drawing scrutiny stage inputs.</p>                                                                                                                                                                                                                                                                                                                                                                                                                    |               |
| Hold         | <p>The details provided will be registered and status will be on hold.</p> <p>This option is used, if there are any pending information yet to be received from applicant.</p>                                                                                                                                                                                                                                                                                                |               |
| Reject       | <p>On click of Reject, user must select a Reject Reason from a list displayed by the system.</p> <p>Reject Codes:</p> <ul style="list-style-type: none"><li>• R1- Documents missing</li><li>• R2- Signature Missing</li><li>• R3- Input Error</li><li>• R4- Insufficient Balance/Limits</li><li>• R5 - Others.</li></ul> <p>Select a Reject code and give a Reject Description.</p> <p>This reject reason will be available in the remarks window throughout the process.</p> |               |
| Next         | <p>Click Next to move to next logical step in Scrutiny stage.</p>                                                                                                                                                                                                                                                                                                                                                                                                             |               |

## Discrepancy Details

This section displays the list of discrepancies captured and enables the user to modify the discrepancies.

## Discrepancy Details

This section displays the list of discrepancies captured. The discrepancies which are resolved under MT750 will not be available in the discrepancy summary.

Application :- 2031LCUD0018414

| Discrepancy Code | Discrepancy Description | Discrepancy Resolved     | Resolved Date | Resolved Remarks | Resolved Under MT750     |
|------------------|-------------------------|--------------------------|---------------|------------------|--------------------------|
| F04              | DESC                    | <input type="checkbox"/> | mmm d, y      |                  | <input type="checkbox"/> |
| F04              | DESC                    | <input type="checkbox"/> | mmm d, y      |                  | <input type="checkbox"/> |
| F01              | DESC                    | <input type="checkbox"/> | mmm d, y      |                  | <input type="checkbox"/> |
| F03              | DESC                    | <input type="checkbox"/> | mmm d, y      |                  | <input type="checkbox"/> |
| F04              | DESC                    | <input type="checkbox"/> | mmm d, y      |                  | <input type="checkbox"/> |
| F01              | DESC                    | <input type="checkbox"/> | mmm d, y      |                  | <input type="checkbox"/> |

Buttons: Reject, Hold, Cancel, Save & Close, Back, Next

| Field                   | Description                                                                                                                  | Sample Values |
|-------------------------|------------------------------------------------------------------------------------------------------------------------------|---------------|
| Discrepancy Code        | Read only field.<br>This field displays the discrepancy code based on the discrepancy identified.                            |               |
| Discrepancy Description | Read only field.<br>This field displays the description based on the description code.                                       |               |
| Discrepancy Resolved    | Set the toggle to 'Yes', if discrepancy is resolved.                                                                         |               |
| Resolved Date           | Set the date when discrepancy is resolved.                                                                                   |               |
| Resolved Remarks        | Provide remarks for discrepancy resolution.                                                                                  |               |
| Resolved Under MT750    | The discrepancies which are resolved under MT750 are listed here and will not be available in the Discrepancy summary field. |               |

### Action Buttons

Use action buttons based on the description in the following table:

| Field  | Description                                                                                                                                                                                                               | Sample Values |
|--------|---------------------------------------------------------------------------------------------------------------------------------------------------------------------------------------------------------------------------|---------------|
| Submit | On successful submission, task moves to next logical stage of Import LC Update Drawing.<br>If mandatory fields have not been captured, system will display an error message until the mandatory fields data are provided. |               |

| Field        | Description                                                                                                                                                                                                                                                                                                                                                                                                                                                           | Sample Values |
|--------------|-----------------------------------------------------------------------------------------------------------------------------------------------------------------------------------------------------------------------------------------------------------------------------------------------------------------------------------------------------------------------------------------------------------------------------------------------------------------------|---------------|
| Save & Close | Save the information provided and holds the task in you queue for working later.<br>This option will not submit the request.                                                                                                                                                                                                                                                                                                                                          |               |
| Cancel       | Cancel the Import LC Update Drawing scrutiny stage inputs.                                                                                                                                                                                                                                                                                                                                                                                                            |               |
| Hold         | The details provided will be registered and status will be on hold.<br>This option is used, if there are any pending information yet to be received from applicant.                                                                                                                                                                                                                                                                                                   |               |
| Reject       | On click of Reject, user must select a Reject Reason from a list displayed by the system.<br><br>Reject Codes: <ul style="list-style-type: none"> <li>• R1- Documents missing</li> <li>• R2- Signature Missing</li> <li>• R3- Input Error</li> <li>• R4- Insufficient Balance/Limits</li> <li>• R5 - Others.</li> </ul> Select a Reject code and give a Reject Description.<br><br>This reject reason will be available in the remarks window throughout the process. |               |
| Next         | Click Next to move to next logical step in Scrutiny stage.                                                                                                                                                                                                                                                                                                                                                                                                            |               |

## Maturity Details

This field displays the maturity details and this section will be disabled, if the tenor for the drawing is 'Sight'.

Maturity Details
✕

▲ Maturity Details

Tenor Type

Usance

Tenor Basis

120

Maturity Date \*

Dec 5, 2018

Interest Amount

GBP £200.00

Multy Tenor + -

|                          | Tenor | Tenor Basis | Start Date   | Maturity Date | Currency | Amount     |
|--------------------------|-------|-------------|--------------|---------------|----------|------------|
| <input type="checkbox"/> | 2     | 80          | Oct 25, 2018 | Dec 26, 2018  | GBP      | £15,000.00 |
| <input type="checkbox"/> | 1     | 120         | Oct 9, 2018  | Dec 19, 2018  | GBP      | £10,000.00 |

✔ Save & Close
✕ Cancel

Provide the maturity details based on the description in the following table:

| Field           | Description                                                                                                                                                                                                                                                                                                                                                                                                                                                                  | Sample Values |
|-----------------|------------------------------------------------------------------------------------------------------------------------------------------------------------------------------------------------------------------------------------------------------------------------------------------------------------------------------------------------------------------------------------------------------------------------------------------------------------------------------|---------------|
| Tenor Type      | Read only field.<br>This field displays the tenor type as per LC.                                                                                                                                                                                                                                                                                                                                                                                                            |               |
| Tenor Basis     | Provide the tenor basis.                                                                                                                                                                                                                                                                                                                                                                                                                                                     |               |
| Maturity date   | System displays the due date for the drawing based on tenor and tenor basis.<br><br>If tenor is sight, system will calculate the maturity date as 5 working days from document Received date. User can change this value to any date earlier than the maturity date up to system date. User cannot change the value to later than maturity date.<br><br>If tenor is Usance, system will calculate the maturity date based on the tenor basis and populate the maturity date. |               |
| Interest Amount | Provide the interest amount for the LC value as per the tenor basis.                                                                                                                                                                                                                                                                                                                                                                                                         |               |

In case of multi tenor, user can provide multiple maturity details by clicking the plus icon.

## Payment Details

Provide payment details based on the description in the following table:

| Field                          | Description                                                                                                                                                                  | Sample Values |
|--------------------------------|------------------------------------------------------------------------------------------------------------------------------------------------------------------------------|---------------|
| Immediate Liquidation Required | This toggle is applicable only for sight LC's and only if the drawings are without discrepancy.<br><br>Switch on the toggle to enable immediate liquidation for the drawing. |               |

| Field                         | Description                                                                                                                                                                                                  | Sample Values |
|-------------------------------|--------------------------------------------------------------------------------------------------------------------------------------------------------------------------------------------------------------|---------------|
| Immediate Acceptance Required | This toggle is applicable only for Usance/multi tenor drawings and only if the drawings are without discrepancy.<br><br>Switch on the toggle if acceptance to be sent immediately.                           |               |
| Reimbursing Bank              | Read only field.<br><br>Reimbursing bank details gets defaulted from the LC.                                                                                                                                 |               |
| Reimbursement Claimed         | Switch on the toggle if the reimbursement is already claimed.<br><br>This field is applicable only if reimbursement is applicable and LC has reimbursement bank details.                                     |               |
| Reimbursement Date            | This field will be enabled only if Reimbursement Claimed is 'Yes'.<br><br>Enables user to capture the reimbursement date. If reimbursement date is later than the branch date, system will display an error. |               |

## Settlement Details

Provide the settlement details based on the description in the following table:

The screenshot shows a window titled "Settlement Details" with a close button (X) in the top right corner. Below the title bar is a section header "Settlement Details" with a dropdown arrow. Underneath is a table with the following columns: Component, Currency, Account Description, Account Currency, Netting Indicator, and Amount. The table is currently empty and displays the message "No data to display." At the bottom right of the window, there are two buttons: "Save & Close" (with a checkmark icon) and "Cancel" (with an X icon).

| Field               | Description                                                                      | Sample Values |
|---------------------|----------------------------------------------------------------------------------|---------------|
| Component           | Components gets defaulted based on the product selected.                         |               |
| Currency            | Application displays the default currency for the component.                     |               |
| Account Description | Application displays the description of the selected account.                    |               |
| Account Currency    | Application defaults the currency for all the items based on the account number. |               |

| Field             | Description                                                                               | Sample Values |
|-------------------|-------------------------------------------------------------------------------------------|---------------|
| Netting Indicator | Application displays the applicable netting indicator.                                    |               |
| Amount            | Amount for each component. This is populated from the transaction details of the drawing. |               |

## FX Linkage

This section enables the user to link the existing FX contract(s) to the drawing. User can link one or more FX deals to a drawing/bill. The linked value of an FX deal(s) must not exceed the value of the drawing/bill.

FX contract linkage with the Drawing/Bill booking can happen only for immediate liquidation of sight payment or for Usance. For manual sight payment, the user needs to link the FX contract on the date of liquidation of the drawing/bill.

Provide the FX linkage detail based on the description in the following table:

| Field                     | Description                                                                                                                                                                                              | Sample Values |
|---------------------------|----------------------------------------------------------------------------------------------------------------------------------------------------------------------------------------------------------|---------------|
| Drawing Currency          | Read only field.<br>This field displays the currency details from the drawing.                                                                                                                           |               |
| Drawing Amount            | Read only field.<br>This field displays the drawing amount from the drawing.                                                                                                                             |               |
| Drawing Maturity Date     | System to display the due date for the drawing in case of a Usance bill. In case of a sight bill, the system should display the current branch date as Maturity Date (for processing immediate payment). |               |
| Contract Reference Number | Select the FX contract from the LOV.                                                                                                                                                                     |               |
| Contract Currency         | This field displays the currency of the FX contract.                                                                                                                                                     |               |
| Contract Amount           | This field displays the amount of the FX contract.                                                                                                                                                       |               |

| Field                       | Description                                                                                                                                                                                                                                                  | Sample Values |
|-----------------------------|--------------------------------------------------------------------------------------------------------------------------------------------------------------------------------------------------------------------------------------------------------------|---------------|
| Contract Available Amount   | This field displays the unlinked/ available amount under the FX contract.                                                                                                                                                                                    |               |
| Linkage Amount              | <p>If FX contract is linked already for the underlying LC, system will display the amount linked. If FX contract is not linked, user can provide the Linkage amount.</p> <p><b>Note</b><br/>The linkage amount must not be more than the drawing amount.</p> |               |
| Rate                        | This field displays the rate at which the contract is booked.                                                                                                                                                                                                |               |
| Amount in Contract Currency | This field displays the amount in contract currency converted from FX currency.                                                                                                                                                                              |               |
| Average FX Rate             | Average rate for more than one contract if linked.                                                                                                                                                                                                           |               |

## Loan Preference

This section enables the user to request for a loan to liquidate the drawing under the LC. This section will be enabled based on the product selected for booking the drawing under the LC.

The screenshot shows a 'Loan Preference' window with the following fields and values:

- Product: INAC
- Customer Id: 001344
- Customer Name: EMR & CO
- Drawing Currency: GBP, £20,000.00
- Loan Amount Required in Drawing Currency: GBP, £10,000.00
- Credit Line: 001344
- Loan Tenor: 12
- Exchange Rate: 10
- Loan Currency: GBP
- Loan Amount: £10,000.00
- Loan Maturity Date: Oct 26, 2019

Buttons at the bottom right: Save & Close, Cancel.

Provide the loan preference details based on the description in the following table:

| Field       | Description                                                                                         | Sample Values |
|-------------|-----------------------------------------------------------------------------------------------------|---------------|
| Product     | <p>Read only field.</p> <p>This field displays the loan product linked to the drawing product.</p>  |               |
| Customer ID | <p>Read only field.</p> <p>This field displays the customer ID of the applicant/applicant bank.</p> |               |

| <b>Field</b>                             | <b>Description</b>                                                                                                                                                                                                                            | <b>Sample Values</b> |
|------------------------------------------|-----------------------------------------------------------------------------------------------------------------------------------------------------------------------------------------------------------------------------------------------|----------------------|
| Customer Name                            | Read only field.<br>This field displays the applicant/applicant bank name.                                                                                                                                                                    |                      |
| Drawing Currency                         | Read only field.<br>This field displays the currency for the drawing.                                                                                                                                                                         |                      |
| Loan Amount Required in Drawing Currency | Application defaults the drawing outstanding amount and enables the user to reduce the amount.                                                                                                                                                |                      |
| Credit Line                              | Enables the user to select the Line to be utilized. In case of multiple lines, user must be able to attach the required number of lines.                                                                                                      |                      |
| Loan Tenor                               | Application defaults the loan tenor based on the product.                                                                                                                                                                                     |                      |
| Exchange Rate                            | This field will be enabled only if the Drawing currency and Loan Currency are different. If FX linkage is available, system to display the Exchange rate from FX linkage. System will display the card rate, if FX linkage is not applicable. |                      |
| Loan Currency-Amount                     | Select the currency for the loan amount.                                                                                                                                                                                                      |                      |
| Loan Maturity Date                       | System defaults the date based on the Loan value date and Loan tenor. User cannot change the value.                                                                                                                                           |                      |



## Additional Details

FuTura Bank My Tasks Bank Futura -Br... (203) Apr 13, 2018 SRIDHAR

Import LC Update Drawing - Data Enrichment Documents Remarks Screen ( 4 / 5)

Main Details  
Discrepancy Details  
Maturity Details  
**Additional Details**  
Summary

Additional Details

▶ Application :- 203ILCUD0018414

**Revolving**

Revolving : **No**  
 Revolving In :  
 Revolving Units :

**Limit & Collateral**

Limit Currency :  
 Limit Contribution :  
 Limit Status :  
 Collateral Currency : **GBP**  
 Collateral Contribution : **1100**  
 Collateral Status : **Not Applicable**

**Charge Details**

Charge :  
 Commission :  
 Tax :  
 Block Status :

**Payment Details**

Immediate Required : **No**  
 Immediate Accept : **No**  
 Reim Claimed : **No**

**Settlement Details**

Component : **BILL\_LIQ\_AMTEQ**  
 Account Number : **203001345000000**  
 Account Currency : **GBP**  
 Description : **NESTLE**

**FX Linkage**

Reference Number :  
 Currency :  
 Amount :

**Loan Preference**

Loan Tenor :  
 Loan Maturity :  
 Loan Amount :

Reject Hold Cancel Save & Close Back Next

## Revolving Details

Revolving

Revolving:   
 Revolving In:   
 Revolving Frequency:     
 Revolve Units:   
 Next Reinstatement Date:    
 Cumulative:   
 Automatic Reinstatement:

| Field               | Description                                                                                        | Sample Values |
|---------------------|----------------------------------------------------------------------------------------------------|---------------|
| Revolving           | Read only field.<br>Displays the LC is revolving or non-revolving.                                 |               |
| Revolving In        | Read only field.<br>The LC can revolve with Time or Units.                                         |               |
| Revolving Frequency | Read only field.<br>This field captures the frequency in days and months by which the LC revolves. |               |

| Field                   | Description                                                                                                                  | Sample Values |
|-------------------------|------------------------------------------------------------------------------------------------------------------------------|---------------|
| Revolving Units         | Read only field.<br>This field captures the units by which the LC revolves.                                                  |               |
| Next Reinstatement Date | Read only field.<br>This field defaults the date of next reinstatement for the LC based on the revolving frequency selected. |               |
| Cumulative              | Read only field.<br>This field is a toggle to indicate if the LC value has to be cumulative or not on reinstatement.         |               |
| Automatic Reinstatement | Read only field.<br>This field enables to have automatic reinstatement on the reinstatement day without manual intervention. |               |

## Limits & Collateral

Limit & Collateral

Limit Details

| Customer ID                     | Line ID | Contribution % | Contribution Currency | Contribution Amount | Limit Check Response | Response Message                       |
|---------------------------------|---------|----------------|-----------------------|---------------------|----------------------|----------------------------------------|
| <input type="checkbox"/> 001345 | 001345  | 100            | GBP                   | £20,000.00          | Available            | The Earmark can be performed as the fa |

Collateral Details

| Collateral Type                          | Collateral % | Currency | Contribution Amount | Settlement Account  | Account Balance Check Response | Response Message             |
|------------------------------------------|--------------|----------|---------------------|---------------------|--------------------------------|------------------------------|
| <input type="checkbox"/> Cash Collateral | 10           | GBP      | £2,000.00           | 2030013450000000010 | Available                      | The amount block can be perf |

Save & Close Cancel

Limit Details

Customer ID: 001345

Line ID\*: 001345

Contribution %\*: 100

Contribution Currency: GBP

Limit Currency: GBP

Limit Check Response: Available

Limits Description:

Contribution Amount\*: £20,000.00

Limit Available Amount:

Response Message: The Earmark can be performed as the f

Verify

Save & Close Cancel

| Field         | Description                                                                                 | Sample Values |
|---------------|---------------------------------------------------------------------------------------------|---------------|
| Limit Details | Read only field.<br>Customer ID: Applicant's/Applicant Bank customer ID will get defaulted. |               |
| Line ID       | Read only field.<br>LINE ID-DESCRIPTION will be available along with Line ID.               |               |

| Field                  | Description                                                                                                                                                               | Sample Values |
|------------------------|---------------------------------------------------------------------------------------------------------------------------------------------------------------------------|---------------|
| Contribution           | System will default this to 100%.                                                                                                                                         |               |
| Contribution Currency  | The LC currency will be defaulted in this field.                                                                                                                          |               |
| Contribution Amount    | Contribution amount will default based on the contribution %.                                                                                                             |               |
| Limit Currency         | Limit Currency will be defaulted in this field.                                                                                                                           |               |
| Limit Available Amount | This field will display the value of available limit, i.e., limit available without any earmark. The Limit Available Amount must be greater than the Contribution Amount. |               |
| Limit Check Response   | Response can be 'Success' or 'Limit not Available'.                                                                                                                       |               |
| Response Message       | Detailed Response message.                                                                                                                                                |               |

This section displays the collateral details:

Limit & Collateral ×

▲ Limit Details 📄 + -

| Customer ID                     | Line ID | Contribution % | Contribution Currency | Contribution Amount | Limit Check Response | Response Message                       |
|---------------------------------|---------|----------------|-----------------------|---------------------|----------------------|----------------------------------------|
| <input type="checkbox"/> 001345 | 001345  | 100            | GBP                   | £20,000.00          | Available            | The Earmark can be performed as the fa |

▲ Collateral Details 📄 + -

| Collateral Type                          | Collateral % | Currency | Contribution Amount | Settlement Account  | Account Balance Check Response | Response Message             |
|------------------------------------------|--------------|----------|---------------------|---------------------|--------------------------------|------------------------------|
| <input type="checkbox"/> Cash Collateral | 10           | GBP      | £2,000.00           | 2030013450000000010 | Available                      | The amount block can be perf |

Collateral Details
✕

Collateral Type \*  
Cash Collateral ▼

Currency  
GBP

Settlement Account \*  
2030013460000000017 🔍

Settlement Account Currency  
GBP

Response  
Available

Collateral % \*  
20 ▼ ▲

Contribution Amount \*  
£4,000.00

Settlement Account Branch  
203

Account Available Amount  
£998,926,760.53

Response Message  
The amount block can be performed as

Verify

✔ Save & Close
✕ Cancel

| Field                       | Description                                                                                                                              | Sample Values |
|-----------------------------|------------------------------------------------------------------------------------------------------------------------------------------|---------------|
| Collateral Type             | Cash Collateral (CASA) will be the default value available as collateral type. Selected collateral type will be displayed in this field. |               |
| Collateral %                | This field displays the percentage of collateral.                                                                                        |               |
| Currency                    | The LC currency will get defaulted in this field.                                                                                        |               |
| Contribution Amount         | Collateral contribution amount will get defaulted in this field.                                                                         |               |
| Settlement Account          | This field displays the details of settlement account for then collateral.                                                               |               |
| Settlement Account Branch   | Settlement Account Branch will be auto-populated based on the Settlement Account selection.                                              |               |
| Settlement Account Currency | This field displays the Settlement Account Currency.                                                                                     |               |
| Account Available Amount    | Account Available Amount will be auto-populated based on the Settlement Account selection.                                               |               |
| Response                    | Response can be 'Success' or 'Amount not Available'.                                                                                     |               |
| Response Message            | Detailed Response message.                                                                                                               |               |

## Charge Details

This section displays charge details:

Charge Details >

Recalculate
Redefault

▲ Charge Details

| Component | Currency | Amount | Modified             | Billing                  | Defer                    | Waive                    | Charge Party | Settlement Account                       |
|-----------|----------|--------|----------------------|--------------------------|--------------------------|--------------------------|--------------|------------------------------------------|
| LCCOURISS | GBP      | £50.00 | <input type="text"/> | <input type="checkbox"/> | <input type="checkbox"/> | <input type="checkbox"/> | Applicant    | 2030013460000000017 <input type="text"/> |
| LCSWIFTIS | GBP      | £50.00 | <input type="text"/> | <input type="checkbox"/> | <input type="checkbox"/> | <input type="checkbox"/> | Applicant    | 2030013460000000017 <input type="text"/> |
| OTHBNKCHG | GBP      | £50.00 | <input type="text"/> | <input type="checkbox"/> | <input type="checkbox"/> | <input type="checkbox"/> | Applicant    | 2030013460000000017 <input type="text"/> |

▲ Commission Details

| Component | Rate | Currency | Amount | Modified | Defer | Waive |
|-----------|------|----------|--------|----------|-------|-------|
|           |      |          |        |          |       |       |

✔ Save & Close
✖ Cancel

| Field              | Description                                                                                                                                                       | Sample Values |
|--------------------|-------------------------------------------------------------------------------------------------------------------------------------------------------------------|---------------|
| Component          | Charge Component type.                                                                                                                                            |               |
| Currency           | Defaults the currency in which the charges have to be collected.                                                                                                  |               |
| Amount             | An amount that is maintained under the product code gets defaulted in this field.                                                                                 |               |
| Modified Amount    | From the default value, if the rate is changed or the amount is changed, the value gets updated in the modified amount field.                                     |               |
| Billing            | If charges are handled by separate billing engine, then by selecting billing the details to be available for billing engine for further processing.               |               |
| Defer              | If charges have to be deferred and collected at any future step, this check box has to be selected.                                                               |               |
| Waive              | If charges have to be waived, this check box has to be selected.<br><br>Based on the customer maintenance, the charges should be marked for Billing or for Defer. |               |
| Charge Party       | Charge party will be applicant by default. You can change the value to beneficiary                                                                                |               |
| Settlement Account | Details of the settlement account.                                                                                                                                |               |

This section displays the commission details:

Charge Details

---

▲ Commission Details

| Component   | Rate | Currency | Amount     | Modified             | Defer                    | Waive                    |
|-------------|------|----------|------------|----------------------|--------------------------|--------------------------|
| AILS_N_COMM | 1.5  | GBP      | \$1,900.00 | <input type="text"/> | <input type="checkbox"/> | <input type="checkbox"/> |

---

▲ Tax Details

| Component | Currency | Amount | Settlement Account   |
|-----------|----------|--------|----------------------|
| LCTAX2    | GBP      | 95     | 20300134600000000017 |
| LCTAX     | GBP      | 1600   | 20300134600000000017 |
| LCTAX1    | GBP      | 0      | 20300134600000000017 |

| Field              | Description                                                                                                                                                                                                                                                                | Sample Values |
|--------------------|----------------------------------------------------------------------------------------------------------------------------------------------------------------------------------------------------------------------------------------------------------------------------|---------------|
| Component          | This field displays the commission component.                                                                                                                                                                                                                              |               |
| Rate               | Defaults from product.                                                                                                                                                                                                                                                     |               |
| Currency           | Defaults the currency in which the commission needs to be collected                                                                                                                                                                                                        |               |
| Amount             | An amount that is maintained under the product code defaults in this field.                                                                                                                                                                                                |               |
| Modified Amount    | From the default value, if the rate or amount is changed, the modified value gets updated in the modified amount field.                                                                                                                                                    |               |
| Billing            | If charges/commission is handled by separate billing engine, then by selecting billing the details to be available for billing engine for further processing.                                                                                                              |               |
| Defer              | If check box is selected, charges/commissions has to be deferred and collected at any future step.                                                                                                                                                                         |               |
| Waive              | Based on the customer maintenance, the charges/commission can be marked for Billing or Defer.<br><br>If the defaulted Commission is changed to defer or billing or waive, system must capture the user details and the modification details in the 'Remarks' place holder. |               |
| Charge Party       | Charge party will be 'Applicant' by Default. You can change the value to Beneficiary                                                                                                                                                                                       |               |
| Settlement Account | Details of the Settlement Account.                                                                                                                                                                                                                                         |               |

The tax component is calculated based on the commission and defaults if maintained at product level. User cannot update tax details and any change in tax amount on account of modification of charges/ commission will be available on click of Re-Calculate button or on hand off to back-end system.

This section displays the tax details:

Charge Details

Commission Details

| Component   | Rate | Currency | Amount     | Modified             | Defer                    | Waive                    |
|-------------|------|----------|------------|----------------------|--------------------------|--------------------------|
| AILS_N_COMM | 1.5  | GBP      | \$1,900.00 | <input type="text"/> | <input type="checkbox"/> | <input type="checkbox"/> |

Tax Details

| Component | Currency | Amount | Settlement Account  |
|-----------|----------|--------|---------------------|
| LCTAX2    | GBP      | 95     | 2030013460000000017 |
| LCTAX     | GBP      | 1600   | 2030013460000000017 |
| LCTAX1    | GBP      | 0      | 2030013460000000017 |

Save & Close  Cancel

| Field              | Description                                                                                                          | Sample Values |
|--------------------|----------------------------------------------------------------------------------------------------------------------|---------------|
| Component          | Tax Component type                                                                                                   |               |
| Currency           | The tax currency is the same as the commission.                                                                      |               |
| Amount             | The tax amount defaults based on the percentage of commission maintained. User can edit the tax amount, if required. |               |
| Settlement Account | Details of the settlement account.                                                                                   |               |

## Settlement Details

Provide the settlement details based on the description in the following table:

Settlement Details

Settlement Details

| Component           | Currency | Account Description | Account Currency | Netting Indicator | Amount |
|---------------------|----------|---------------------|------------------|-------------------|--------|
| No data to display. |          |                     |                  |                   |        |

Save & Close  Cancel

| Field     | Description                                                  | Sample Values |
|-----------|--------------------------------------------------------------|---------------|
| Component | Components gets defaulted based on the product selected.     |               |
| Currency  | Application displays the default currency for the component. |               |



| Field               | Description                                                                               | Sample Values |
|---------------------|-------------------------------------------------------------------------------------------|---------------|
| Debit/Credit        | Application displays the debit/credit indicators for the components.                      |               |
| Account Description | Application displays the description of the selected account.                             |               |
| Account Currency    | Application defaults the currency for all the items based on the account number.          |               |
| Netting Indicator   | Application displays the applicable netting indicator.                                    |               |
| Amount              | Amount for each component. This is populated from the transaction details of the drawing. |               |

## Summary

User can review the summary of details updated in Data Enrichment stage Import LC Drawing request.

**FuTura Bank** My Tasks FBN UK (GS1) Feb 1, 2019 SRIDHAR01 subham@gmail.com

Import LC Update Drawings - Data Enrichment :: Application No: GS11LCUD0024074 Documents Remarks

Screen ( 4 / 4)

**Summary**

| Main Details                                                       | Shipment Details                                              | Document Details                                                                                      |
|--------------------------------------------------------------------|---------------------------------------------------------------|-------------------------------------------------------------------------------------------------------|
| Product Code : IULC<br>Currency : GBP<br>Amount : 110000           | Goods Code : COTTON<br>Goods Description : \$goods.goodsDe... | Document 1 : AIRDOC<br>Document 2 : BOL<br>Document 6 : INSDOC<br>doc4 : MARDOC<br>doc5 : PACKINGLIST |
| Additional Conditions                                              | Discrepancy Details                                           | Acceptance/Payment                                                                                    |
| FFT Code 1 :<br>FFT Code 2 :                                       | Discrepancy Code 1 : ACW<br>Discrepancy Code 2 : BOL          | No Data Found                                                                                         |
| Maturity Details                                                   | FX Linkage                                                    | Preferences                                                                                           |
| No Data Found                                                      | No Data Found                                                 | No Data Found                                                                                         |
| Charge Details                                                     | Limit Details                                                 | Settlement                                                                                            |
| No Data Found                                                      | No Data Found                                                 | No Data Found                                                                                         |
| Interest Details                                                   | Preview Message                                               | Party Details                                                                                         |
| No Data Found                                                      | No Data Found                                                 | Drawee : NESTLE<br>Presenting Bank : CITIBANK NY<br>Drawer : EMR & CO                                 |
| Compliance                                                         |                                                               |                                                                                                       |
| KYC : Verified<br>Sanctions : Not Initiated<br>AML : Not Initiated |                                                               |                                                                                                       |

Reject Hold Cancel Save & Close Back Next Submit

### Tiles Displayed in Summary

- Main Details - User can view details about application details and LC details.
- Party Details - User can view party details like applicant, advising bank etc.
- Document Details - User can view document details.
- Shipment Details - User can view shipment details.
- Additional Conditions - User can view additional conditions of the drawing.
- Discrepancy Details - User can view the discrepancy details of the drawing.
- Maturity Details - User can view the maturity details.
- Limits and Collaterals - User can view limits and collateral details.

- Charges - User can view charge details.
- Revolving Details - User can view revolving details on revolving LC.
- Payment Details - User can view payment details.
- Settlement Details - User can view settlement details.
- Preferences - User can view the loan preferences.
- FX Linkage - User can view the FX linkage details.
- Compliance - User can view compliance details. The status must be verified for KYC and to be initiated for AML and Sanction Checks.

## Action Buttons

Use action buttons based on the description in the following table:

| Field        | Description                                                                                                                                                                                                                                                                                                                                                                                                                                                   | Sample Values |
|--------------|---------------------------------------------------------------------------------------------------------------------------------------------------------------------------------------------------------------------------------------------------------------------------------------------------------------------------------------------------------------------------------------------------------------------------------------------------------------|---------------|
| Submit       | Task will get moved to next logical stage of Import LC Update Drawing.<br>If mandatory fields have not been captured, system will display an error message until the mandatory fields data are provided.                                                                                                                                                                                                                                                      |               |
| Save & Close | Save the information provided and holds the task in you queue for working later.<br>This option will not submit the request                                                                                                                                                                                                                                                                                                                                   |               |
| Cancel       | Cancel the Data Enrichment stage inputs.                                                                                                                                                                                                                                                                                                                                                                                                                      |               |
| Hold         | The details provided will be registered and status will be on hold.<br>This option is used, if there are any pending information yet to be received from applicant.                                                                                                                                                                                                                                                                                           |               |
| Reject       | On click of Reject, user must select a Reject Reason from a list displayed by the system.<br>Reject Codes: <ul style="list-style-type: none"> <li>• R1- Documents missing</li> <li>• R2- Signature Missing</li> <li>• R3- Input Error</li> <li>• R4- Insufficient Balance/Limits</li> <li>• R5 - Others.</li> </ul> Select a Reject code and give a Reject Description.<br>This reject reason will be available in the remarks window throughout the process. |               |

## Exceptions

The Import LC Update Drawing request, before it reaches the approval stage, the application will validate the Amount Block, KYC and AML. If any of these failed in validation will reach exception stage for further clearance for the exceptions.

## Exception - Amount Block

As part of amount block validation, application will check if sufficient balance is available in the account to create the block. On hand-off, system will debit the blocked account to the extent of block and credit charges/ commission account in case of charges block or credit the amount in suspense account for blocks created for collateral.

The transactions that have failed amount block due to non-availability of amount in respective account will reach the amount block exception stage.

Log in into OBTFPM application, amount block exception queue. Amount block validation failed tasks for trade transactions will be listed in the queue. Open the task to view summary of important fields with values.

Exception is created when sufficient balance is not available for blocking the settlement account and the same can be addressed by the approver in the following ways:

Approve:

- Settlement amount will be funded (outside of this process)
- Allow account to be overdrawn during hand-off

Refer:

- Refer back to DE providing alternate settlement account to be used for block.
- Different collateral to be mapped or utilize lines in place of collateral.

Reject:

Reject the transaction due to non-availability of sufficient balance in settlement account

### Amount Block Exception

This section will display the amount block exception details.

#### Summary

Tiles Displayed in Summary:

- Main Details - User can view and modify details about application details and LC details, if required.
- Party Details - User can view and modify party details like beneficiary, advising bank etc., if required
- Limits and Collaterals - User can view and modify limits and collateral details, if required.
- Charge Details - User can view and modify details provided for charges, if required.

## Action Buttons

Use action buttons based on the description in the following table:

| Field   | Description                                                                                                                                                                                                                                                                                                                                                                                                                                                                         | Sample Values |
|---------|-------------------------------------------------------------------------------------------------------------------------------------------------------------------------------------------------------------------------------------------------------------------------------------------------------------------------------------------------------------------------------------------------------------------------------------------------------------------------------------|---------------|
| Reject  | <p>On click of reject, user must select a Reject Reason from a list displayed by the system.</p> <p>Reject Codes:</p> <ul style="list-style-type: none"> <li>● R1- Documents missing</li> <li>● R2- Signature Missing</li> <li>● R3- Input Error</li> <li>● R4- Insufficient Balance/Limits</li> <li>● R5 - Others.</li> </ul> <p>Select a Reject code and give a Reject Description.</p> <p>This reject reason will be available in the remarks window throughout the process.</p> |               |
| Hold    | <p>The details provided will be registered and status will be on hold.</p> <p>This option is used, if there are any pending information yet to be received from applicant.</p>                                                                                                                                                                                                                                                                                                      |               |
| Refer   | <p>User will be able to refer the task back to the Data Enrichment user. User must select a Refer Reason from the values displayed by the system.</p> <p>Refer Codes:</p> <ul style="list-style-type: none"> <li>● R1- Documents missing</li> <li>● R2- Signature Missing</li> <li>● R3- Input Error</li> <li>● R4- Insufficient Balance- Limits</li> <li>● R5 - Others</li> </ul>                                                                                                  |               |
| Cancel  | <p>Cancel the Import LC Drawing Amount Block Exception check.</p>                                                                                                                                                                                                                                                                                                                                                                                                                   |               |
| Approve | <p>On approve, application must validate for all mandatory field values, and task must move to the next logical stage.</p>                                                                                                                                                                                                                                                                                                                                                          |               |
| Back    | <p>Task moves to previous logical step.</p>                                                                                                                                                                                                                                                                                                                                                                                                                                         |               |

## Exception - Know Your Customer (KYC)

As part of KYC validation, application will check if necessary KYC documents are available and valid for the applicant. The transactions that have failed KYC due to non-availability / expired KYC verification will reach KYC exception stage.

Log in into OBTFPM application, KYC exception queue. KYC exception failed tasks for trade finance transactions must be listed in your queue. Open the task, to see summary tiles that display a summary of important fields with values.

User can pick up a transaction and do the following actions:

## Approve

- After changing the KYC status in the back end application (outside this process).
- Without changing the KYC status in the back end application.
- Reject (with appropriate reject reason).

## Summary

Tiles Displayed in Summary:

- Main Details - User can view and modify details about application details and LC details, if required.
- Party Details - User can view and modify party details like beneficiary, advising bank etc., if required
- Limits and Collaterals - User can view and modify limits and collateral details, if required.
- Compliance - User can view compliance details. The status must be verified for KYC and to be initiated for AML and Sanction Checks.

## Action Buttons

Use action buttons based on the description in the following table:

| Field  | Description                                                                                                                                                                                                                                                                                                                                                                                                                                                                   | Sample Values |
|--------|-------------------------------------------------------------------------------------------------------------------------------------------------------------------------------------------------------------------------------------------------------------------------------------------------------------------------------------------------------------------------------------------------------------------------------------------------------------------------------|---------------|
| Reject | <p>On click of Reject, user must select a Reject Reason from a list displayed by the system.</p> <p>Reject Codes:</p> <ul style="list-style-type: none"><li>• R1- Documents missing</li><li>• R2- Signature Missing</li><li>• R3- Input Error</li><li>• R4- Insufficient Balance/Limits</li><li>• R5 - Others.</li></ul> <p>Select a Reject code and give a Reject Description.</p> <p>This reject reason will be available in the remarks window throughout the process.</p> |               |
| Hold   | <p>The details provided will be registered and status will be on hold.</p> <p>This option is used, if there are any pending information yet to be received from applicant.</p>                                                                                                                                                                                                                                                                                                |               |
| Refer  | <p>User will be able to refer the task back to the Data Enrichment user. User must select a Refer Reason from the values displayed by the system.</p> <p>Refer Codes:</p> <ul style="list-style-type: none"><li>• R1- Documents missing</li><li>• R2- Signature Missing</li><li>• R3- Input Error</li><li>• R4- Insufficient Balance- Limits</li><li>• R5 - Others</li></ul>                                                                                                  |               |
| Cancel | <p>Cancel the Import LC Drawing KYC exception check.</p>                                                                                                                                                                                                                                                                                                                                                                                                                      |               |

| Field   | Description                                                                                                         | Sample Values |
|---------|---------------------------------------------------------------------------------------------------------------------|---------------|
| Approve | On approve, application must validate for all mandatory field values, and task must move to the next logical stage. |               |
| Back    | Task moves to previous logical step.                                                                                |               |

## Multi Level Approval

Log in into OBTFPM application and open the task to see the summary tiles. The tiles should display a list of important fields with values. User must be able to drill down from summary Tiles into respective data segments to verify the details of all fields under the data segment.

### Authorization Re-Key (Non-Online Channel)

For non online channel, application will request approver for few critical field values as an authorization step. If the values captured match with the values available in the screen, system will allow user to open the transaction screens for further verification. If the re-key values are different from the values captured, then application will display an error message.

Open the task and re-key some of the critical field values from the request in the Re-key screen. Some of the fields below will dynamically be available for re-key.:

- Applicant Party
- Beneficiary Party
- Drawing Currency
- Drawing Amount
- Expiry Date

Re-key is applicable to the first approver in case of multiple approvers. All approvers will however be able to see the summary tiles and the details in the screen by drill down from tiles.

The screenshot displays the 'My Tasks' section of the FuTura Bank application. A modal window is open for re-keying application number 203ILCISS00000817. The modal includes the following fields:

- Applicant Party: 001345
- Currency: GBP
- Amount: £15,000.00
- Beneficiary Party: 001344
- Expiry Date: 08/17/18

Each field has a green checkmark indicating it is valid. The background shows a table with the following data:

| Amount     | Process Name | Stage     |
|------------|--------------|-----------|
| £15,000.00 | Import LC    | Approval1 |
| £99,999.00 | Import LC    | Scrutiny  |

## Summary

FuTura Bank Free Tasks FBN UK (GS1) Feb 1, 2019 SRIDHAR02  
subham@gmail.com

Import LC Update Drawings - Approval1 :: Application No: GS1ILCUD0024074

Documents Remarks Info Close

Summary Screen ( 1 / 1 )

|                                                                                                             |                                                                                                                                                                                                                                |                                                                                                                        |
|-------------------------------------------------------------------------------------------------------------|--------------------------------------------------------------------------------------------------------------------------------------------------------------------------------------------------------------------------------|------------------------------------------------------------------------------------------------------------------------|
| <b>Main Details</b><br>Product Code : <b>IULC</b><br>Currency : <b>GBP</b><br>Amount : <b>110000</b>        | <b>Shipment Details</b><br>Goods Code : <b>COTTON</b><br>Goods Description : <b>\$goods.goodsDe...</b>                                                                                                                         | <b>Additional Conditions</b><br>FFT Code 1 :<br>FFT Code 2 :                                                           |
| <b>Maturity Details</b><br>Tenor Type : <b>Usance</b><br>Tenor Basis :<br>Maturity Date : <b>2019-03-03</b> | <b>Revolving Details</b><br>Revolving :<br>Revolving In :<br>Revolving Frequency :                                                                                                                                             | <b>Payment Details</b><br>Immediate Liquidation:<br>Immediate Accept :<br>Reim Claimed :                               |
| <b>Preferences</b><br>Exchange Rate :<br>Loan Currency :<br>Loan Amount :                                   | <b>Limits Details</b><br>Limit Currency :<br>Limit Contribution :<br>Limit Status : <b>Not Verified</b><br>Collateral Currency : <b>GBP</b><br>Collateral Contr. : <b>-18292.31</b><br>Collateral Status : <b>Not Verified</b> | <b>Party Details</b><br>Drawee : <b>NESTLE</b><br>Presenting Bank : <b>CITIBANK NY</b><br>Drawer : <b>EMR &amp; CO</b> |
| <b>Charge Details</b><br>Charge :<br>Commission :<br>Tax :<br>Block Status : <b>Not Initiated</b>           | <b>Settlement Details</b><br>Component :<br><b>CHG1_LIQD_AMTE...</b><br>Account Number :<br><b>GS100002610012...</b><br>Amount : <b>\$amount</b>                                                                               | <b>FxLinkage</b><br>Reference No. :<br>Contract Amount :<br>Linkage Amount :                                           |
| <b>Compliance</b><br>KYC : <b>Not Verified</b><br>Sanctions : <b>Verified</b><br>AML : <b>Verified</b>      | <b>Preview Message</b><br>Language : <b>ENG</b><br>Preview Message : -                                                                                                                                                         | <b>Interest Details</b><br>Component :<br>Currency :<br>Amount :                                                       |

Reject Hold Refer Cancel Approve

### Tiles Displayed in Summary:

- Main Details - User can view details about application details and LC details.
- Party Details - User can view party details like applicant, advising bank etc.
- Shipment Details - User can view shipment details.
- Additional Conditions - User can view additional conditions of the drawing.
- Maturity Details - User can view the maturity details.
- Limits and Collaterals - User can view limits and collateral details.
- Charges - User can view charge details.
- Revolving Details - User can view revolving details on revolving LC.
- Payment Details - User can view payment details.
- Settlement Details - User can view settlement details.
- Preferences - User can view the loan preferences.
- FX Linkage - User can view the FX linkage details.
- Compliance - User can view compliance details. The status must be verified for KYC and to be initiated for AML and Sanction Checks.



## Action Buttons

Use action buttons based on the description in the following table:

| Field   | Description                                                                                                                                                                                                                                                                                                                                                                                                                                                                         | Sample Values |
|---------|-------------------------------------------------------------------------------------------------------------------------------------------------------------------------------------------------------------------------------------------------------------------------------------------------------------------------------------------------------------------------------------------------------------------------------------------------------------------------------------|---------------|
| Reject  | <p>On click of Reject, user must select a Reject Reason from a list displayed by the system.</p> <p>Reject Codes:</p> <ul style="list-style-type: none"> <li>● R1- Documents missing</li> <li>● R2- Signature Missing</li> <li>● R3- Input Error</li> <li>● R4- Insufficient Balance/Limits</li> <li>● R5 - Others.</li> </ul> <p>Select a Reject code and give a Reject Description.</p> <p>This reject reason will be available in the remarks window throughout the process.</p> |               |
| Hold    | <p>The details provided will be registered and status will be on hold.</p> <p>This option is used, if there are any pending information yet to be received from applicant.</p>                                                                                                                                                                                                                                                                                                      |               |
| Refer   | <p>User will be able to refer the task back to the Data Enrichment user. User must select a Refer Reason from the values displayed by the system.</p> <p>Refer Codes:</p> <ul style="list-style-type: none"> <li>● R1- Documents missing</li> <li>● R2- Signature Missing</li> <li>● R3- Input Error</li> <li>● R4- Insufficient Balance- Limits</li> <li>● R5 - Others</li> </ul>                                                                                                  |               |
| Cancel  | Cancel the approval.                                                                                                                                                                                                                                                                                                                                                                                                                                                                |               |
| Approve | <p>On approve, application must validate for all mandatory field values, and task must move to the next logical stage. If there are more approvers, task will move to the next approver for approval. If there are no more approvers, the transaction is handed off to the back end system for posting.</p>                                                                                                                                                                         |               |

## Reject Approval

As a Reject approver, user can review a transaction rejected and waiting for reject confirmation.

Log in into OBTFPM application to view the reject approval tasks for Import LC Update Drawing in queue. On opening the task, you will see summary tiles. The tiles will display a list of important fields with values.

The tile containing the screen from where the reject was triggered will be highlighted in red.

User can drill down from reject summary tiles into respective data segments to verify the details of all fields under the data segment.

## Application Details

The application details data segment have values for requests received from both non-online and online channels.

## Summary

The data captured during handling of the transaction until the stage when reject is given will be available in the summary tile. Other fields will be blank when verified from summary tile.

The data segment in which the task was rejected will have the tiles highlighted in a different colour (red).

- Main Details - User can view details about application details and LC details.
- Drawing Details - User can view the drawing details.
- Documents Under LC - User can view the documents received under the LC for this drawing, if required.
- Shipment - User can view shipment details.
- Discrepancy Details - User can view the discrepancy details of the drawing.
- Maturity Details - User can view the maturity details.
- Limits and Collaterals - User can view limits and collateral details.
- Charges - User can view charge details.
- Compliance - User can view compliance details. The status must be verified for KYC and to be initiated for AML and Sanction Checks.
- Payment Details - User can view the payment details.
- Settlement Details - User can view the settlement details.
- Preferences - User can view set loan preferences.
- FX Linkage - User can view the details of FX Linkage.

## Action Buttons

Use action buttons based on the description in the following table:

| Field          | Description                                                                                                                                   | Sample Values |
|----------------|-----------------------------------------------------------------------------------------------------------------------------------------------|---------------|
| Reject Approve | On click of Reject Approve, the transaction is rejected.                                                                                      |               |
| Reject Decline | On click of Reject Decline, the task moves back to the stage where it was rejected. User can update the reason for reject decline in remarks. |               |
| Hold           | User can put the transaction on 'Hold'. Task will remain in Pending state.                                                                    |               |
| Cancel         | Cancel the Reject Approval.                                                                                                                   |               |

## A

|                           |    |
|---------------------------|----|
| Additional Details        |    |
| Charge Details .....      | 38 |
| Limits & Collateral ..... | 35 |
| Revolving Details .....   | 33 |
| Settlement Details .....  | 40 |

## B

|                |   |
|----------------|---|
| Benefits ..... | 4 |
|----------------|---|

## D

|                          |    |
|--------------------------|----|
| Data Enrichment .....    | 12 |
| Additional Details ..... | 33 |
| Drawing Summary .....    | 18 |
| Main Details .....       | 14 |
| Drawing Summary          |    |
| Loan Preference .....    | 31 |
| Payment Details .....    | 28 |
| Shipment Details .....   | 20 |

## E

|                                            |    |
|--------------------------------------------|----|
| Exceptions .....                           | 43 |
| Exception - Amount Block .....             | 44 |
| Exception - Know Your Customer (KYC) ..... | 45 |

## I

|                                |    |
|--------------------------------|----|
| Import LC Update Drawing ..... | 5  |
| Data Enrichment .....          | 12 |
| Exceptions .....               | 43 |
| Multi Level Approval .....     | 47 |
| Registration .....             | 5  |

## K

|                    |   |
|--------------------|---|
| Key Features ..... | 4 |
|--------------------|---|

## M

|                            |    |
|----------------------------|----|
| Main Details               |    |
| Action Buttons .....       | 17 |
| Application .....          | 15 |
| Application Details .....  | 15 |
| Drawing Details .....      | 16 |
| Multi Level Approval       |    |
| Authorization Re-Key ..... | 47 |

## O

|                |   |
|----------------|---|
| Overview ..... | 4 |
|----------------|---|

## R

|                           |    |
|---------------------------|----|
| Registration .....        | 5  |
| Application Details ..... | 7  |
| Drawing Details .....     | 9  |
| Miscellaneous .....       | 11 |
| Reject Approval .....     | 49 |
| Action Buttons .....      | 50 |
| Application Details ..... | 50 |
| Summary .....             | 50 |

## S

|                        |    |
|------------------------|----|
| Shipment Details       |    |
| Action Buttons .....   | 23 |
| Goods Details .....    | 21 |
| Shipment Details ..... | 22 |

### References

For more information on any related features, you can refer to the following documents:

- Getting Started User Guide
- Common Core User Guide

### Documentation Accessibility

For information about Oracle's commitment to accessibility, visit the Oracle Accessibility Program website at <http://www.oracle.com/pls/topic/lookup?ctx=acc&id=docacc>.

### Feedback and Support

Oracle welcomes customers' comments and suggestions on the quality and usefulness of the document. Your feedback is important to us. If you have a query that is not covered in this user guide or if you still need assistance, please contact documentation team.